

Aesthetic, scalable & customizable !

From 1335 € HT  
Structure 1217 € HT

**THEODORE** proposes a new approach to active furniture in order to reconcile **aesthetics, technological evolution and ergonomics** for the user.

With **THEODORE**, we integrate the **concept of scalability and modularity** by allowing the chassis to adapt to different tray sizes.

Like the rest of the range, **THEODORE** benefits from the latest technological advances in motorization and a fully connected control (memory, impulse mode, Bluetooth connection, visual alerts).

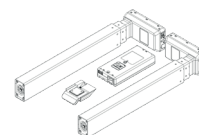
Complete your base with a set of customization plates. You can choose from our different designs or have your logo or one of your designs engraved.



## NEW CONCEPT: ELECTRICAL READY



From now on, don't worry about the distribution between «fixed» and «active» positions to be made during a development. A «fixed» Electrical Ready desk can be transformed into an electric desk adjustable in height by the simple addition of an «electrification kit».




## STRUCTURE



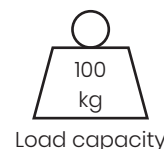
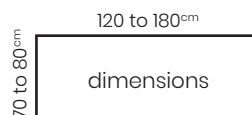
Satin Black  
RAL 9005



Satin Grey  
RAL 9006



Satin White  
RAL 9016



## TRAYS

### Material



Melamine  
725 kg/m<sup>3</sup>



Solid  
Wood

### Decor (for melamine)



Other colors available

## ECO-CONCEPTION & CSR :

The most technologically advanced solutions are part of a responsible and reasoned conception approach.

Melamine trays made in France and made from over 90% of «**recycled wood**» raw materials.

Packaging consisting of 99% recyclable materials.

**Rate of recycled raw materials : 27,57%** (structure 4,43%)

**Rate of recyclability : 99,50%** (structure 91,50%)

**Economique impact : 86% France / 13% Europe (engine) / 1% Other**

Packaging and logistic processing carried out with an adapted company (on mission) local.



PEFC wood



100%  
natural oil

## ACTIVE+ CONTROL



### Bluetooth

Connect and control your desk from your smartphone.



### Memories

Memorize your favorite positions.



### Visual Alerts

Schedule your office to remind you to change your position.



### Impulse Mode

Use the dual pulse to move your desk up or down automatically.

## ACCESSORIES



### Cable duct

Colors



### Cable pass

## CHARACTERISTICS

**Speed of activation** 38 mm/sec

**Operating range** 70 to 133 cm (with 19 mm tray)

**System Security** Anticollision function

**Dimensions** Structure : L.114 to 174 cm H.68 to 131 cm I.70 cm

**Compatible with Desk Control™ application** Allows you to connect to the desktop via Bluetooth® and helps you use your workstation efficiently.

**Power consumption** 0.1 watt standby

**Composition** 60% steel / 28% wood / 1% plastic / 5% other (printed circuit boards, cables, motors excluding steel)

**Guarantee** 5 years

**Weight** Single frame 39,7kg/ Desk 55,1kg

**Load capacity** 100kg